















Rank	Competitor	Age	Club	RT	PTS	Result	
1	 Emily Mullany	SM19 15	 Dannevirke Swimming Club	0.78	1144	1:24.28 Entry: 1:24.94 -0.66	Q
	25m: 17.12 50m: 38.54 (21.42) 75m: 1:04.18 (25.64) 100m: 1:24.28 (20.10)						
2	 Summer Vincent (V)	SM14 16	 Woogaroo Queensland	0.92	852	1:32.96 Entry: 1:30.57 +2.39	Q
	25m: 18.98 50m: 42.60 (23.62) 75m: 1:10.91 (28.31) 100m: 1:32.96 (22.05)						
3	 Charlotte Rozen	SM18 29	 Wharenui Swim Club		662	1:58.94 Entry: 1:58.39 +0.55	Q
	25m: 27.74 50m: 58.13 (30.39) 75m: 1:33.29 (35.16) 100m: 1:58.94 (25.65)						
4	 Lili-Fox Mason	SM10 20	 Wharenui Swim Club	0.80	532	1:20.20	Q
	25m: 15.78 50m: 35.43 (19.65) 75m: 1:01.86 (26.43) 100m: 1:20.20 (18.34)						
5	 Londyn Dillinger	SM10 13	 Murihiku Swimming Club	0.82	388	1:29.07 Entry: 1:29.11 -0.04	Q
	25m: 17.92 50m: 39.01 (21.09) 75m: 1:08.09 (29.08) 100m: 1:29.07 (20.98)						
6	 Charlotte Murphy	SM6 17	 Aquagym Swimming Club	0.67	383	1:59.71 S6 NZR Entry: 2:01.87 -2.16	Q
	25m: 25.73 50m: 54.76 (29.03) 75m: 1:31.16 (36.40) 100m: 1:59.71 (28.55)						
7	 McKenzie Drage	SM8 20	 Aquagym Swimming Club		263	1:52.72 Entry: 1:54.64 -1.92	Q
	25m: 25.21 50m: 54.62 (29.41) 75m: 1:27.51 (32.89) 100m: 1:52.72 (25.21)						